













Volkswagen Cabriolet Transmission Specifications








3-speed Automatic

Trans Code	Install Period	Locales	Trans Type	Torque Conv. Code*	1 st Gear	2 nd Gear	3 rd Gear	4 th Gear	5 th Gear	Final Drive	MPH in highest gear at 3500	Flange Diameter*	Engines	Flywheel Diameter	Speedo Cable Gear
EQ	1/79 – 7/83		010	M	2.55	1.45	1.00	--	--	3.76		Early 90mm	EM, FN, FV	--	White
EV	1/79 – 12/82		010	U				--	--			Early 90mm	GH, JB	--	White
TB	8/80 – 12/82		010	K	2.55	1.45	1.00	--	--	3.57		Early 90mm	EN	--	White
TF	10/82 – 7/83		010	M	2.71	1.50	1.00	--	--	3.41		Early 90mm	EN	--	White
TJA	8/83 – 7/89		010	K				--	--			Late 90mm 100mm	EX	--	White
TJD	8/89 – 7/93		010	K				--	--			100mm	EX	--	White
TK	8/83 – 7/89		010	M	2.71	1.50	1.00	--	--	3.41		Late 90mm	EW, HN, RE	--	White
TKA	8/83 – 7/92		010	M				--	--			Late 90mm	EW, HN, RE	--	White
TN	8/83 – 8/84		010	K	2.71	1.50	1.00	--	--	3.41		Late 90mm	JH	--	White
TNA	9/84 – 7/93		010	K	2.71	1.50	1.00	--	--	3.41		Late 90mm 100mm	JH, 2H	--	White
TNC	8/83 – 7/93		010	K				--	--			Late 90mm 100mm	JH, 2H	--	White

4-speed Manual

Trans Code	Install Period	Locales	Trans Type	Close Ratio?	1 st Gear	2 nd Gear	3 rd Gear	4 th Gear	5 th Gear	Final Drive	MPH in highest gear at 3500	Flange Diameter*	Engines	Flywheel Diameter*	Speedo Cable Gear
4R	8/83 – 7/90		084		3.45				--			Late 90mm 100mm	EW, HN, RE HN	200mm 210mm	
GC	1/79 – 7/83		084	No	3.45	1.94	1.28	0.91	--	3.89	65	Early 90mm	FN, FV EM*, GH, JB	190mm 200mm	White
GE	1/79 – 6/79		084	No	3.45	1.94	1.28	0.96	--	3.70		Early 90mm	EG	200mm	
GF	1/79 – 7/80		084		3.45	2.05	1.34	0.96	--	4.57		Early 90mm	FA GG	190mm 200mm	Green
GU	8/83 – 7/86		084		3.45				--	4.26		Late 90mm	HK	180mm	Green
GV	8/83 – 7/86		084		3.45				--	4.26		Late 90mm	HK	180mm	Green
GW	8/81 – 7/83		084		3.45				--	4.57		Early 90mm	GG	200mm	Green
MA	8/80 – 12/80		084		3.45				--			Early 90mm	GG	200mm	
QR	1/81 – 7/81		084		3.45				--			Early 90mm	GG	200mm	

5-speed Manual

Trans Code	Install Period	Locales	Trans Type	Close Ratio?	1 st Gear	2 nd Gear	3 rd Gear	4 th Gear	5 th Gear	Final Drive	MPH in highest gear at 3500	Flange Diameter*	Engines	Flywheel Diameter*	Speedo Cable Gear
4K	8/83 – 6/84		020	Yes	3.45	2.12	1.44	1.13	0.89	3.94	65	Late 90mm	JH	210mm	White
4T	8/83 – 7/92		020	No	3.45	1.94	1.29	0.91	0.75	3.67	84	Late 90mm 100mm	EW, EX, HN, RE EX, HN	200mm 210mm	Red
4Y	11/83 – 6/84		020	Yes	3.45	2.12	1.44	1.13	0.89	3.67	68	Late 90mm	DX, KT	210mm	Red
7G	8/82 – 7/83		020	Yes	3.45	2.12	1.44	1.13	0.91	3.65	69	Early 90mm	DX, JJ	210mm	White
9A	8/83 – 9/87		020	Yes	3.45	2.12	1.44	1.13	0.89	3.67	68	Late 90mm 100mm	JH, DX, KT	210mm	Red
ACD	8/85 – 8/89		020	Yes	3.45	2.12	1.44	1.13	0.89	3.67	70	Late 90mm 100mm	JH, DX, KT	210mm	Red
AEN	8/86 – 8/89		020	Yes	3.45	2.12	1.44	1.13	0.89	3.67	70	Late 90mm 100mm	EX	210mm	Red
AUG	9/89 – 7/93		020	Yes	3.45	1.94	1.44	1.13	0.89	3.67	70	100mm	JH, 2H, DX, EX	210mm	Red
FD	8/81 – 7/82		020	Yes	3.45	2.12	1.44	1.13	0.91	3.89	65	Early 90mm	EG	200mm	White
FF	1/79 – 7/83		020	No	3.45	1.94	1.29	0.91	0.71	3.89	83	Early 90mm	FV EN,EG,EM*,GH,JB	190mm 200mm	White
FH	8/81 – 7/82		020	No	3.45	1.94	1.29	0.91	0.71	3.89	83	Early 90mm	EG	200mm	White
FM	6/79 – 7/81		020	Yes	3.45	2.12	1.44	1.13	0.91	3.89	65	Early 90mm	EG	200mm	White
FN	8/81 – 7/83		020	No	3.45	1.94	1.29	0.91	0.71	3.89	83	Early 90mm	EN	200mm	White

*Notes:

- 1) Axle flange diameters are based on parts catalog information. General rule for factory-original cars: Early 90mm is up through 1983; late 90mm is 1984 to 1987; 100mm is from 1988 onward. **Please verify which flange (and CV) size is in your car before buying replacement parts.** If desired, 100mm flanges and axles/CVs can be retrofitted; please see www.BrokeVW.com for details.
- 2) Flywheel diameters and torque converter letters are based on factory-installed engine and parts catalog information, which may not be 100% accurate. Please verify which size/torque converter is in your car before buying replacement parts.
- 3) **EX, HN engines:** 200mm up to E-02554; 210mm from E-02555; **EM engine:** 210mm if car has M-code 480.

