








Volkswagen Cabriolet

Fuel Injector Guide








CIS Injectors ~ 1979-1983

| Part | Part Number | Image | Engine(s) | Air Shrouded? |
|---------------------------|-------------------------------------|--|--|---------------|
| Fuel injector | VW #049133551A Bosch #0437502023 |  | 1.6L EJ 1.7L EN 1.8L DX 1.8L JH 1.8L JJ 1.8L KT | No |
| Upper injector seal | 034133557E |  | | |
| Injector holder (M24x1.5) | 063133555 |  | | |

CIS Injectors ~ 1984

| Part | Part Number | Image | Engine(s) | Air Shrouded? |
|---------------------------|-------------------------------------|--|--|---------------|
| Fuel injector | VW #049133551A Bosch #0437502023 |  | 1.8L DX 1.8L JH 1.8L JJ 1.8L KT | Yes |
| Upper injector seal | 034133557E |  | | |
| Injector holder (M22x1.5) | 063133555A |  | | |
| Injector holder seal | N0138443 |  | | |

CIS Injectors ~ 1985 onward

| Part | Part Number | Image | Engine(s) | Air Shrouded? |
|---------------------------|-------------------------------------|--|--|---------------|
| Fuel injector | VW #026133551 Bosch #0437502045 |  | 1.8L DX* 1.8L JH 1.8L JJ 1.8L KT* (*up to VIN G-24000) | Yes |
| Fuel injector | VW #035133551F Bosch #0437502043 |  | 1.8L DX 1.8L KT (from VIN G-24001) | |
| Upper injector seal | 034133557E |  | 1.8L DX 1.8L JH 1.8L JJ 1.8L KT | |
| Lower injector seal | 035133557A |  | | |
| Injector holder (M22x1.5) | 034133555A |  | | |
| Injector insert | 035133554 |  | | |
| Injector insert seal | 035133557 |  | | |

CIS Injector Notes

Injectors can supposedly be swapped between the different CIS years; you'll simply need the corresponding parts (holders, seals, etc.). The DX and KT engines in Europe began using CIS-E injectors at the tail end of 1986 production; these injectors use an M10x1 thread connection (as opposed to CIS's M12x1.5 thread), which require the correct corresponding fuel lines.

If your engine uses non-hatted injectors and you received hatted injectors, simply pull the "hats" (with their O-rings) off.

For ease of installing new lower seals (O-rings) onto hatted injectors, remove the guts of a Sharpie pen as shown here:

http://carphotos.cardomain.com/ride_images/2/3659/4221/21647110379_large.jpg .



To easily and safely remove CIS injectors, it is wise to purchase a Bosch CIS injector tool:

<http://www.germanautoparts.com/productdisplay/15136> (available at various vendors; GAP is merely one source).

Digifant Injectors ~ 1990-1993

| Part | Part Number | Image | Engine(s) |
|------------------------------|--|---|-----------|
| Fuel injector | VW/Audi #037906031P or #037906031R (supersedes original #037906031C) |  | 2H |
| Injector holder (M22x1.5) | 037133555A |  | |
| Upper & lower injector seals | 035906149A (seal) 030198031 (seal kit) |  | |
| Retaining clip | 037133047 |  | |

Digifant Injector Notes ~ Part 1

The VW part number for the original injector is 037906031C; the Bosch part number for this injector **series** is 0280150902 (multiple injector styles use this Bosch number). This poses an interesting, if not annoying, problem: It was recently discovered, thanks to Cabriolet-owner Daryl's inquiry, that the "C" injector used in the 2H engine has two different types shown below.

Type 1:



This injector originally came with one lower O-ring sandwiched between two spacers. It has one large nozzle hole and does not use a plastic pintle cap.

Type 2:



This injector, when pulled out of the engine, will look like the image on the left: one spacer, one lower O-ring, and a plastic pintle cap. When the preceding are removed, the injector pintle will look like the images on the right. It has four small nozzle holes.

There are two injector seal kits on the mass market. The most common kit, which stores sell as a direct replacement for all Digifant injectors, contains 3 O-rings and a gray spacer; this kit will work with the "type 1" injector, but it will **not** work with the "type 2" injector above. Which kit you need depends on which injector you have. Please refer to the notes on the next page for further details.

Digifant Injector Notes ~ Part 2

Early-style injector, #037906031C (Bosch #0280150902; 218cc)



Original injector with original equipment:
Two spacers, one lower seal, one upper seal, no plastic pintle cap



Original injector using replacement kit:
One spacer, one lower seal, one upper seal, no plastic pintle cap



Replacement seal kit
Altrom (ATM) #1287010704

Late-style injector, #037906031C & 037906031P* (Bosch #0280150902; Standard #FJ549; 230cc)



Original injector with original equipment:
One spacer, one lower seal, one upper seal, one plastic pintle cap



Original injector using replacement kit:
One spacer, one lower seal, one upper seal, one plastic pintle cap



Replacement seal kit
Borg-Warner (BWD) #274081

Late-style injector, #037906031R* (Bosch #0280150902; 230cc)



Original injector with original equipment:
No spacer, one lower seal, one upper seal, no plastic pintle cap



Original injector using replacement kit:
No spacer, one lower seal, one upper seal, no plastic pintle cap



Replacement seal kit
Borg-Warner (BWD) #274571

*These two part numbers are, unfortunately, used interchangeably by some vendors for these two injectors. The "P" injector is listed in the official Volkswagen parts catalog for the 2H engine as the direct replacement for the "C" injector, and is the recommended replacement. The "R" injector is listed by Volkswagen dealers as an equivalent replacement for both "C" and "P" injectors and should work in your 2H without issue.

Altrom Seal Kit
#1287010704



Borg Warner (BWD)
Seal Kit #274081

